

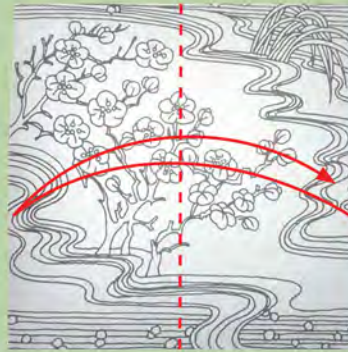


LANTERN

Coloring Tip: Color the darker side of the paper. Start with that side facedown.

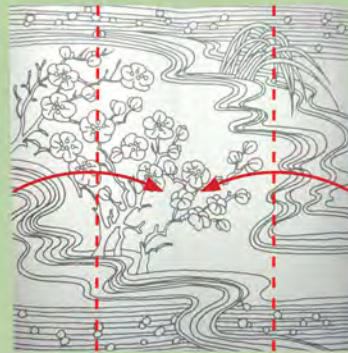
1

Valley fold in half,
and unfold.



2

Valley fold, aligning outer
edges to center crease.



3

Valley fold corners, leaving
a small gap near the middle.
See next step for reference.
Turn over.



4

Valley fold between sets of reference points. Turn over.



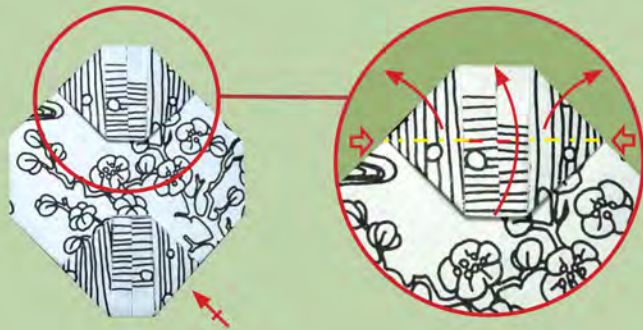
5

Valley fold corners, leaving a small gap near the middle. Turn over.



6

Open the top layers and slightly pull them apart while bringing the lower edge upward to flatten. Repeat on lower section.



The completed Lantern

